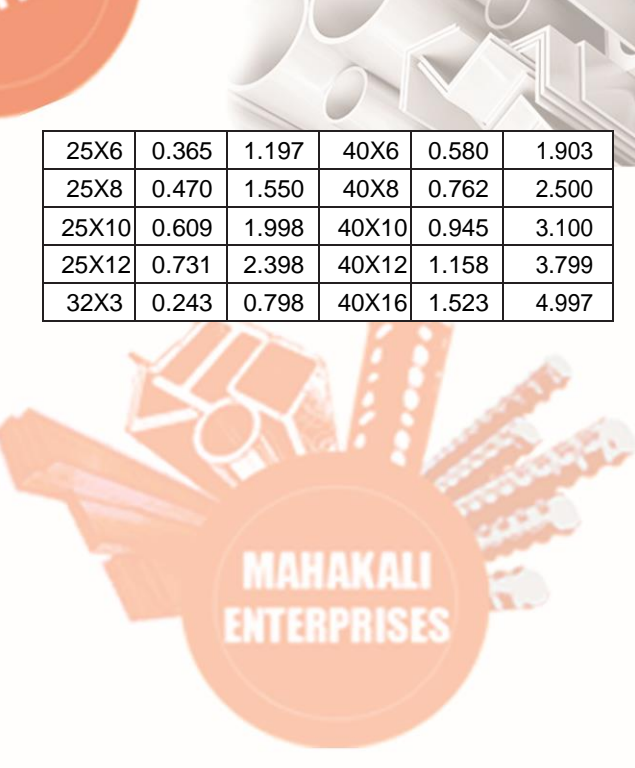


**M.S. FLATS****M.S. FLATS**

Size In mm	Weight In Kgs. Per Feet	Weight In Kgs. Per Mtr.	Size In mm	Weight In Kgs. Per Feet	Weight In Kgs. Per Mtr.
12X3	0.086	0.282	32X5	0.395	1.296
12X5	0.143	0.470	32X6	0.457	1.499
20X3	0.143	0.470	32X8	0.671	2.202
18X4	0.180	0.585	32X10	0.854	2.802
20X5	0.241	0.790	32X12	1.005	3.297
20X6	0.287	0.942	32X16	1.342	4.403
25X3	0.183	0.600	40X3	0.274	0.899
25X5	0.305	1.000	40X5	0.487	1.598

**ENTERPRISES**




25X6	0.365	1.197	40X6	0.580	1.903
25X8	0.470	1.550	40X8	0.762	2.500
25X10	0.609	1.998	40X10	0.945	3.100
25X12	0.731	2.398	40X12	1.158	3.799
32X3	0.243	0.798	40X16	1.523	4.997

**MAHAKALI  
ENTERPRISES**

**M.S. FLATS****M.S. FLATS**

Size In mm	Weight In Kgs. Per Feet	Weight In Kgs. Per Mtr.	Size In mm	Weight In Kgs. Per Feet	Weight In Kgs. Per Mtr.
40X20	1.920	6.300	65X8	1.260	4.133
40X25	2.407	7.897	65X10	1.575	5.166
40X32	2.897	9.505	65X12	1.859	6.099
50X3	0.365	1.197	65X16	2.500	8.200
50X5	0.609	1.998	65X20	3.109	10.200
50X6	0.731	2.398	65X25	3.902	12.800
50X8	0.944	3.097	75X6	1.066	3.498
50X10	1.188	3.898	75X8	1.432	4.698



50X12	1.432	4.698	75X10	1.798	5.899
50X16	1.920	6.300	75X12	2.163	7.097
50X20	2.377	7.799	75X16	2.864	9.397
50X25	2.986	9.797	75X20	3.596	11.798
65X6	0.945	3.100	75X25	4.480	14.699



**MAHAKALI  
ENTERPRISES**

**M.S. FLATS****M.S. FLATS**

Size In mm	Weight In Kgs. Per Feet	Weight In Kgs. Per Mtr.	Size In mm	Weight In Kgs. Per Feet	Weight In Kgs. Per Mtr.
100X6	1.432	4.698	125X25	7.500	24.600
100X8	1.920	6.300	150X6	2.200	7.218
100X10	2.377	7.798	150X8	2.850	9.400
100X12	2.864	9.397	150X10	3.596	11.798
100X16	3.840	12.599	150X12	4.297	14.098
100X20	4.785	15.700	150X16	5.729	18.797

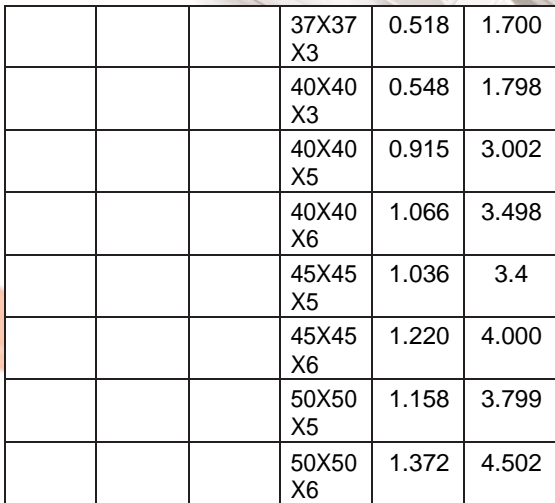
ENTERPRISES

0					
100X25	5.973	19.599	150X20	7.192	23.597
125X6	1.800	5.900	150X25	8.991	29.499
125X8	2.400	7.900	200X6	2.870	9.420
125X10	2.986	9.797	200X8	3.829	12.559
125X12	3.596	11.798	200X10	4.789	15.699
125X16	4.800	15.750	200X12	5.943	18.839
125X20	5.973	19.597	250X8	4.789	13.700

MAHARAJI  
ENTERPRISES

**M.S. FLATS****M. S. ANGLES**

Size In mm	Weight In Kgs. Per Feet	Weight In Kgs. Per Mtr.	Size In mm	Weight In Kgs. Per Feet	Weight In Kgs. Per Mtr.
250X10	5.983	19.625	20X20 X3	0.274	0.899
250X12	7.179	23.549	25X25 X3	0.335	1.099
300X10	7.179	23.550	25X25 X5	0.548	1.798
300X12	8.616	28.259	31X31 X3	0.390	1.280
			35X35 X5	0.792	2.599

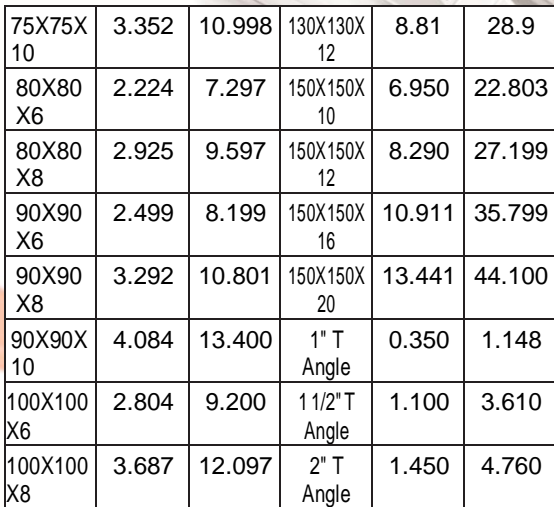


			37X37 X3	0.518	1.700
			40X40 X3	0.548	1.798
			40X40 X5	0.915	3.002
			40X40 X6	1.066	3.498
			45X45 X5	1.036	3.4
			45X45 X6	1.220	4.000
			50X50 X5	1.158	3.799
			50X50 X6	1.372	4.502



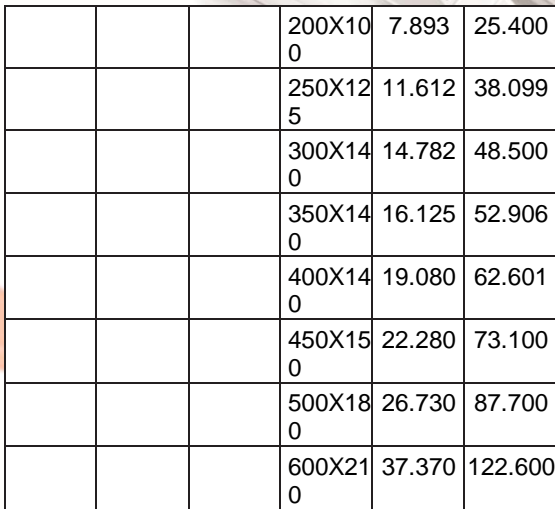
**M. S. ANGLES****M. S. ANGLES**

Size In mm	Weight In Kgs. Per Feet	Weight In Kgs. Per Mtr.	Size In mm	Weight In Kgs. Per Feet	Weight In Kgs. Per Mtr.
65X65 X6	1.767	5.798	100X100X 10	4.545	14.912
65X65 X8	2.346	7.697	100X100X 12	5.395	17.701
65X65X 10	2.864	9.397	110X110X 10	5.028	16.497
75X75 X6	2.072	6.798	110X110X 12	5.97	19.6
75X75 X8	2.712	8.898	130X130X 10	6.004	19.699



75X75X 10	3.352	10.998	130X130X 12	8.81	28.9
80X80 X6	2.224	7.297	150X150X 10	6.950	22.803
80X80 X8	2.925	9.597	150X150X 12	8.290	27.199
90X90 X6	2.499	8.199	150X150X 16	10.911	35.799
90X90 X8	3.292	10.801	150X150X 20	13.441	44.100
90X90X 10	4.084	13.400	1" T Angle	0.350	1.148
100X100 X6	2.804	9.200	1 1/2" T Angle	1.100	3.610
100X100 X8	3.687	12.097	2" T Angle	1.450	4.760

<b>M. S. ANGLES</b>			<b>M. S. BEAMS</b>		
Size In mm	Weight In Kgs. Per Feet	Weight In Kgs. Per Mtr.	Size In mm	Weight In Kgs. Per Feet	Weight In Kgs. Per Mtr.
2 1/2" T Angle	2.100	6.900	100X5 0	2.432	7.979
3" T Angle	2.800	9.200	125X7 0	4.023	13.199
200X200X 12	8.100	26.600	150X7 5	4.571	14.997
200X200X 16	14.786	48.500	150X8 0	4.420	14.505
200X200X 20	18.293	60.000	175X8 5	5.943	19.499



			200X10 0	7.893	25.400
			250X12 5	11.612	38.099
			300X14 0	14.782	48.500
			350X14 0	16.125	52.906
			400X14 0	19.080	62.601
			450X15 0	22.280	73.100
			500X18 0	26.730	87.700
			600X21 0	37.370	122.600

**M. S.  
CHANNELS****M. S. TMT  
BARS**

Size In mm	Weight In Kgs. Per Feet	Weight In Kgs. Per Mtr.	Size In mm	Weight In Kgs. Per Feet	Weight In Kgs. Per Mtr.
75X40	2.172	7.126	6(R)	0.067	0.220
100X50	2.925	9.597	8	0.120	0.395
125X65	3.992	13.098	10	0.188	0.617
150X75	5.120	16.799	12	0.270	0.885
175X75	5.973	19.597	16	0.480	1.578


ENTERPRISES

200X75	6.796	22.298	20	0.751	2.466
250X80	9.326	35.30	25	1.174	3.852
300X90	11.063	36.298	28	1.449	4.830
400X100	15.270	50.300	32	1.925	6.313
			36	2.397	7.990
			40	2.958	9.860

**MAHAKALI  
ENTERPRISES**

**M. S. ROUND****M. S. ROUND**

Size In mm	Weight In Kgs. Per Feet	Weight In Kgs. Per Mtr.	Size In mm	Weight In Kgs. Per Feet	Weight In Kgs. Per Mtr.
6	0.067	0.220	50	4.696	15.403
8	0.119	0.390	53	5.275	17.307
10	0.189	0.620	56	5.895	19.341
12	0.271	0.890	60	6.760	22.180
16	0.482	1.581	63	7.458	24.470
18	0.609	2.000	70	10.563	34.657
20	0.753	2.471	80	12.026	39.457
22	0.908	2.980	90	15.220	49.937



25	1.173	3.849	100	18.793	61.660
32	1.923	6.309			
36	2.435	7.989			
40	3.005	9.859			
45	3.745	12.287			



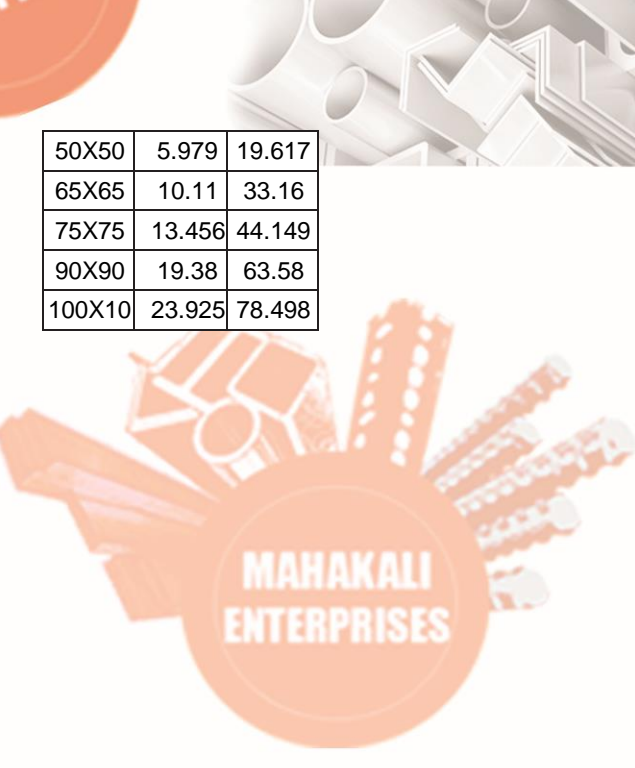
**MAHAKALI  
ENTERPRISES**



## M. S. SQUARE

Size In mm	Weight In Kgs. Per Feet	Weight In Kgs. Per Mtr.
9X9	0.195	0.640
10X10	0.239	0.784
12X12	0.345	1.132
16X16	0.612	2.008
20X20	0.957	3.140
25X25	1.496	4.908
32X32	2.450	8.038
40X40	3.828	12.560

AKALI  
ENTERPRISES



50X50	5.979	19.617
65X65	10.11	33.16
75X75	13.456	44.149
90X90	19.38	63.58
100X10	23.925	78.498




**MAHAKALI  
ENTERPRISES**

## HR SHEETS / PLATES

Size In mm	Width	Length	Per Pcs In MT's
1.5	1250	2500	0.038
1.6	1250	2500	0.040
1.8	1250	2500	0.045
1.9	1250	2500	0.048
2	1250	2500	0.050
2.3	1250	2500	0.058
2.4	1250	2500	0.060
2.5	1250	2500	0.063

ENTERPRISES



2.8	1500	2500	0.070
2.9	1250	2500	0.073
3	1250	2500	0.075
4	1250	2500	0.100
5	1250	5000	0.25




**MAHAKALI  
ENTERPRISES**

## HR SHEETS / PLATES

Size In mm	Width	Length	Per Pcs In MT's
6	1250	5000	0.3
8	1250	5000	0.4
10	1250	5000	0.5
12	1250	5000	0.6
16	1250	5000	0.8
20	1250	5000	1
5	1250	6300	0.315
6	1250	6300	0.378

ENTERPRISES



8	1250	6300	0.504
10	1250	6300	0.63
12	1250	6300	0.756
16	1250	6300	1.008
20	1250	6300	1.26




**MAHAKALI  
ENTERPRISES**

## HR SHEETS / PLATES

Size In mm	Width	Length	Per Pcs In MT's
5	1500	6300	0.378
6	1500	6300	0.454
8	1500	6300	0.605
10	1500	6300	0.756
12	1500	6300	0.907
16	1500	6300	1.210
20	1500	6300	1.512
5	1830	6300	0.461

ENTERPRISES



6	1830	6300	0.553
8	1830	6300	0.738
10	1830	6300	0.922
12	1830	6300	1.107
16	1830	6300	1.476




**MAHAKALI  
ENTERPRISES**



## HR SHEETS / PLATES

Size In mm	Width	Length	Per Pcs In MT's
5	2000	6300	0.504
6	2000	6300	0.605
8	2000	6300	0.806
10	2000	6300	1.008
12	2000	6300	1.210
16	2000	6300	1.613
20	2000	6300	2.016
22	2000	6300	2.217

ENTERPRISES



25	2000	6300	2.500
30	2000	6300	3.024
32	2000	6300	3.224
36	2000	6300	3.628
40	2000	6300	4.032




**MAHAKALI  
ENTERPRISES**

## M.S. PLATES

Thickness In mm	Width	Length	Wt. Per Plate
8	2000	12000	1.536
10	2000	12000	1.92
12	2000	12000	2.304
14	2000	12000	2.688
16	2000	12000	3.072
18	2000	12000	3.456
20	2000	12000	3.84
22	2000	12000	4.224

ENTERPRISES



25	2000	12000	4.8
28	2000	12000	5.376
30	2000	12000	5.76
32	2000	12000	6.144




**MAHAKALI  
ENTERPRISES**

## M.S. PLATES

Thickness In mm	Width	Length	Wt. Per Plate
8	3000	12000	2.304
10	3000	12000	2.880
12	3000	12000	3.456
14	3000	12000	4.032
16	3000	12000	4.608
18	3000	12000	5.184
20	3000	12000	5.760
22	3000	12000	6.336

ENTERPRISES



25	3000	12000	7.200
28	3000	12000	8.064
30	3000	12000	8.640
32	3000	12000	9.216




**MAHAKALI  
ENTERPRISES**

## M.S. PLATES

Thickness In mm	Width	Length	Wt. Per Plate
8	2500	12000	1.92
10	2500	12000	2.40
12	2500	12000	2.88
14	2500	12000	3.36
16	2500	12000	3.84
18	2500	12000	4.32
20	2500	12000	4.80
22	2500	12000	5.28

ENTERPRISES



25	2500	12000	6.00
28	2500	12000	6.72
30	2500	12000	7.20
32	2500	12000	7.68
36	2500	12000	8.64




**MAHAKALI  
ENTERPRISES**



## M.S. PLATES

Thickness In mm	Width	Length	Wt. Per Plate
40	2500	12000	9.6
45	2500	12000	10.8
50	2500	12000	12
56	2500	12000	13.44
63	2500	12000	15.12
70	2500	12000	16.8
75	2500	12000	18
80	2500	12000	19.2

ENTERPRISES



90	2500	10000	18
100	2500	10000	20
110	2500	9000	19.8
120	2500	7000	16.8
130	2500	7000	18.2




**MAHAKALI  
ENTERPRISES**



## M.S. PLATES

Thickness In mm	Width	Length	Wt. Per Plate
140	2500	7000	19.6
150	2500	7000	21
160	2500	6000	19.2
170	2500	6000	20.4
180	2500	6000	21.6
190	2500	5000	19
200	2500	5000	20

ENTERPRISES




**MAHAKALI  
ENTERPRISES**

## CHEQUERED PLATES

Thickness in mm	Width	Length	Wt. Per Plate
2.8	1250	5000	0.149
3	1250	5000	0.159
4	1250	5000	0.213
5	1250	5000	0.266
6	1250	5000	0.319
8	1250	5000	0.425
10	1250	5000	0.531

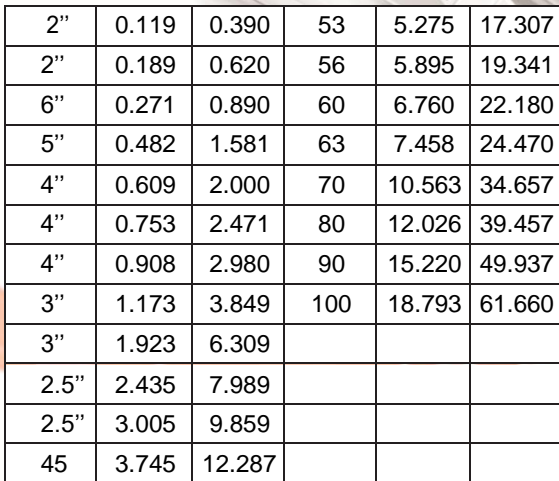
ENTERPRISES


**ROUND PIPES**

**ROUND PIPES**

Size In Inch	Gauge in mm	Weight 20" Length	Size In Inch	Gauge in mm	Weight 20" Length
2"	0.067	0.220	50	4.696	15.403

**ENTERPRISES**




2"	0.119	0.390	53	5.275	17.307
2"	0.189	0.620	56	5.895	19.341
6"	0.271	0.890	60	6.760	22.180
5"	0.482	1.581	63	7.458	24.470
4"	0.609	2.000	70	10.563	34.657
4"	0.753	2.471	80	12.026	39.457
4"	0.908	2.980	90	15.220	49.937
3"	1.173	3.849	100	18.793	61.660
3"	1.923	6.309			
2.5"	2.435	7.989			
2.5"	3.005	9.859			
45	3.745	12.287			

ENTERPRISES

<b>SQUARE PIPES</b>		<b>SQUARE PIPES</b>	
Dimension	KG/M	Dimension	KG/M
20x20x1.6	0.87	32x32x1.8	1.64
20x20x1.8	0.97	32x32x2.0	1.81
20x20x2.0	1.05	38x38x1.6	1.77
25x25x1.6	1.12	38x38x2.0	2.18
25x25x1.8	1.25	38x38x2.2	2.38
25x25x2.0	1.37	38x38x2.6	2.76
25x25x2.2	1.48	38x38x2.9	3.03
25x25x2.6	1.70	40x40x1.6	1.88
25x25x2.9	1.84	40x40x2.0	2.31





30x30x1.6	1.37	40x40x2.2	2.51
30x30x1.8	1.53	40x40x2.6	2.92
30x30x2.0	1.68	40x40x2.9	3.21
32x32x1.6	1.48		



**MAHAKALI  
ENTERPRISES**

**SQUARE PIPES****SQUARE PIPES**

Dimension	KG/M	Dimension	KG/M
50x50x1.6	2.38	72x72x2.9	6.12
50x50x1.8	2.66	72x72x3.2	6.70
50x50x2.0	2.94	72x72x3.6	7.47
50x50x2.2	3.20	72x72x4.0	8.22
50x50x2.6	3.74	80x80x2.0	4.82
50x50x2.9	4.12	80x80x2.2	5.28
60x60x2.0	3.56	80x80x2.6	6.19
60x60x2.2	3.89	80x80x2.9	6.85
60x60x2.6	4.55	91x91x2.0	5.51
60x60x2.9	5.03	91x91x2.2	6.04
72x72x2.0	4.32	91x91x2.6	7.08
72x72x2.2	4.73	91x91x2.9	7.85

72x72x2.6	5.53		
<b>SQUARE PIPES</b>			
Dimension	KG/M		
100x100x2.0	6.08		
100x100x2.2	6.66		
100x100x2.6	7.82		
100x100x2.9	8.67		
100x100x3.2	9.52		
100x100x3.6	10.64		
100x100x4.0	11.74		

**HAKALI  
ENTERPRISES**

**RECTANGLE  
PIPES****RECTANGLE  
PIPES**

Dimension	KG/M	Dimension	KG/M
40x20x1.6	1.37	60X40X2.9	4.12
40x20x1.8	1.53	75X25X1.6	2.38
40x20x2.0	1.68	75X25X2.0	2.94
40x25x1.6	1.50	75X25X2.5	3.60
40x25x1.8	1.67	75X25X2.9	4.12
40x25x2.0	1.84	75X25X3.2	4.50
50x25x1.6	1.75	75X50X1.6	3.01
50x25x2.0	2.15	75X50X2.0	3.72

50x25x2.5	2.62	75X50X2.5	4.58
50x25x2.9	2.98	75X50X2.9	5.26
60X40X1.6	2.38		
60X40X2.0	2.94		
60X40X2.5	3.60		
<b>RECTANGLE PIPES</b>		<b>RECTANGLE PIPES</b>	
Dimension	KG/M	Dimension	KG/M
80X40X1.6	2.88	120X60X2.0	5.45
80X40X1.8	3.23	120X60X2.5	6.74

80X40X2.0	3.56	120X60X2.9	7.76
80X40X2.5	4.39	150X50X2.0	6.08
80X40X2.9	5.03	150X50X2.3	6.95
96X48X1.6	3.49	150X50X2.6	7.82
96X48X2.0	4.32	150X50X2.9	8.67
96X48X2.5	5.33	150X75X2.5	8.51
96X48X2.9	6.12	150X75X2.9	9.81
100X50X1.6	3.63	150X75X3.2	10.78
100X50X2.0	4.51	150X75X3.6	12.05
100X50X2.5	5.57	150X75X4.0	13.31
100X50X2.9	6.40		

MAHAKALI  
ENTERPRISES

